

## Steps for Fees Payment:

Here is the step by step guideline for how to pay school fees online

1. First you need to accept terms & conditions, after acceptance of terms & conditions you will be redirected to the fees payment page.

REFUND WILL BE PROCESSED WITHIN 10-15 WORKING DAYS, RESPECTIVE PAYMENT GATEWAY WILL SEND BACK TO THE ISSUING BANK [USER'S CARD BANKER] IN BATCHES FOR PROCESSING, WHICH SHOULD APPROXIMATELY TAKE 8-15 WORKING DAYS, DEPENDING ON ISSUING BANKS POLICIES.

IMPORTANT: BY SUBMITTING A PAYMENT THROUGH THE ONLINE-PAYMENTS SITE YOU ARE AGREEING TO THESE TERMS AND CONDITIONS INCLUDING ANY UPDATED CHANGES IN TERMS AND CONDITIONS FROM TIME TO TIME THROUGH OUR WEBSITE.-

**DISCLAIMER**

The articles, information and documents provided on this website are purely for information purpose and no legal commitment whatsoever are attached to the same in case of any inadvertent error that might have occurred due to unavoidable circumstances in spite of all the efforts put by the website management team.

Accept Terms & Conditions

Proceed

2. Enter student ID in the following textbox. If it is valid, system will show the name, class and section of your child and table of dues fees. You can select particular month(s) and click on pay now button.

Note:

- A. Details of student will be shown in this page if entered student id is valid.
- B. It will show only the month(s) which are due.
- C. You can see the fees head breakup for a particular month by clicking on "[Details](#)" link.
- D. Total payable amount (in Rupees) will be shown in **Blue** colour text.

Enter Student ID:  Validate

Details:

Name	Class	Roll	DOB	Father Name	Mother Name	SesStart	SesEnd


Fees month(s):

Pay amount (in Rupees): 0

<input type="checkbox"/> All	Srl No.	Month	Amount	<a href="#">Details</a>
<input type="checkbox"/>	1	April	3110	

Pay amount (in Rupees): 0



3. Enter card details for payment.



### Payment Details

<b>Merchant DBA Name</b>	AUXILIUM CONVENT SCHOOL	<b>Transaction Amount</b>	INR 10.00
<b>Order ID</b>	93715430	<b>Reference Number</b>	15338806

SmartCheckout   Credit Card   **Debit Card**   Net Banking

Card Number \*\*

Expiry Date \*\*      CVC / CVV \*\*

Month      Year     

Name on Card \*\*



  

Email ID      Mobile Number

        
 Save for SmartCheckout

**Pay**      **Cancel**

4. Enter your OTP for payment



---

#### Merchant details

<b>Merchant Name:</b>	AUXILIUM CONVENT SCHOOL
Date:	Mar 16, 2018
Card Number:	4854 XXXX XXXX 9973
Total Charge:	<b>Rs. 10.00</b>

#### Authenticate Transaction

**OTP**

Successfully sent the One Time Password to your Registered Mobile Number \*\*\*\*\*8124.

Enter OTP

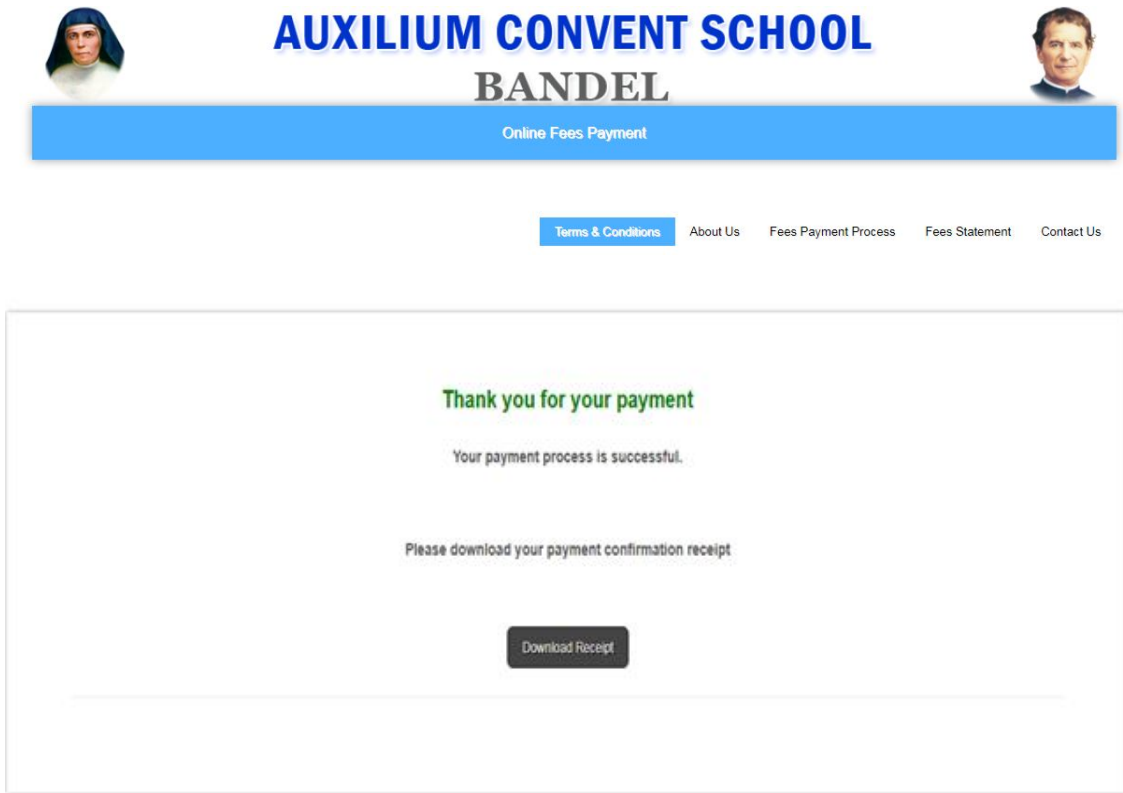
[Resend OTP](#)

**CANCEL**      **SUBMIT**

Note- Please ensure that your latest mobile number/ email id is updated in the Bank records. Visit nearest Branch or call Customer Care for the same.

This page will automatically time out after **02:56** seconds

5. After successfully completion of payment you will see the following payment confirmation page, you can also download the fees receipt by clicking on “**Download Receipt**” button.



The image shows a payment confirmation page for Auxilium Convent School, Bandel. At the top, there are two circular profile pictures: one of a nun on the left and one of a man on the right. Between them is the school's name, "AUXILIUM CONVENT SCHOOL BANDEL", in blue and black text. Below the name is a blue horizontal bar with the text "Online Fees Payment". Underneath this bar is a navigation menu with five items: "Terms & Conditions" (highlighted in blue), "About Us", "Fees Payment Process", "Fees Statement", and "Contact Us". The main content area is a white box with a thin border. It contains the following text: "Thank you for your payment" in green, "Your payment process is successful." in black, and "Please download your payment confirmation receipt" in black. At the bottom of this box is a dark grey button with the text "Download Receipt".

**AUXILIUM CONVENT SCHOOL**  
**BANDEL**

Online Fees Payment

[Terms & Conditions](#) [About Us](#) [Fees Payment Process](#) [Fees Statement](#) [Contact Us](#)

**Thank you for your payment**

Your payment process is successful.

Please download your payment confirmation receipt

[Download Receipt](#)

Thank You

**Auxilium Convent School, Bandel**